



PUBLISHED BY KC DIGITAL DRIVE



GREATER KC ACP REPORT

February 2024






What is ACP?

Affordable Connectivity Program

- The Affordable Connectivity Program (ACP) is a federal program that provides a broadband subsidy up to \$30/month to low-income households with an additional one-time \$100 device discount.
- If all eligible households in KC not currently signed up for the ACP were to enroll, there would be a net of \$4.5 million/month (\$54 million/year) in additional money to the KC economy.
- The FCC designated the Universal Service Administrative Co. (USAC) to administer the ACP, one of several Congressional Response programs and funds that Congress created during the COVID-19 pandemic. They publish ACP enrollment totals on a monthly basis.





How long will the ACP last?

- The ACP was launched at the beginning of 2022 with \$14.2 billion. So far, Congress has not acted to replenish these funds, meaning that once they run out the program will come to an end.
- At the current rate of expenditure, **the ACP is expected to conclude at the end of April 2024.**
- Because of this, the FCC stopped processing new ACP enrollments on February 7th.
- Households enrolled in ACP will continue getting their \$30 benefit until the funds run out.
- After ACP funds run out, households will no longer receive their ACP discounts. ISPs have already begun reaching out to many households letting them know that their discount will come to an end, and that they should consider how to manage their bill going forward.





About this report

- KC Digital Drive has been compiling this data monthly as it is released and issues a regular report about the region's ACP activities and progress monthly.
- This publication includes the most recent enrollment data published by USAC, which includes enrollments as of February 1, 2024
- We've been working with regional partners to develop a more strategic response and approach to get more eligible households signed up.
- This report contains three sections:
 - Data Analysis—Breakdown of the ACP-eligible and enrolled households
 - ACP Activity—Recap of ACP-related activities conducted by KC Digital Drive and other organizations in the region
 - Call to Action—Suggestions for how your organization can get involved






Report insights

- The greater KC region saw 1,279 new ACP enrollments in January, down from 2,047 new enrollments in December. Approximately 150,000 households in the KC region are still unenrolled despite being eligible.
- 0.8% of all eligible, unenrolled households signed up for the ACP in January (down from 1.3% in December)
- All of January enrollments in the metro were in MO, compared to KS (due to net negative enrollments in Wyandotte county from recipients failing to re-certify). In total, 64% of remaining eligible households were in MO as of the beginning of January, meaning that Missouri out-performed Kansas in enrollments during January.
- Two counties (Ray and Miami) in the KC metro saw an increase in enrollments from December to January





HOUSEHOLD DATA

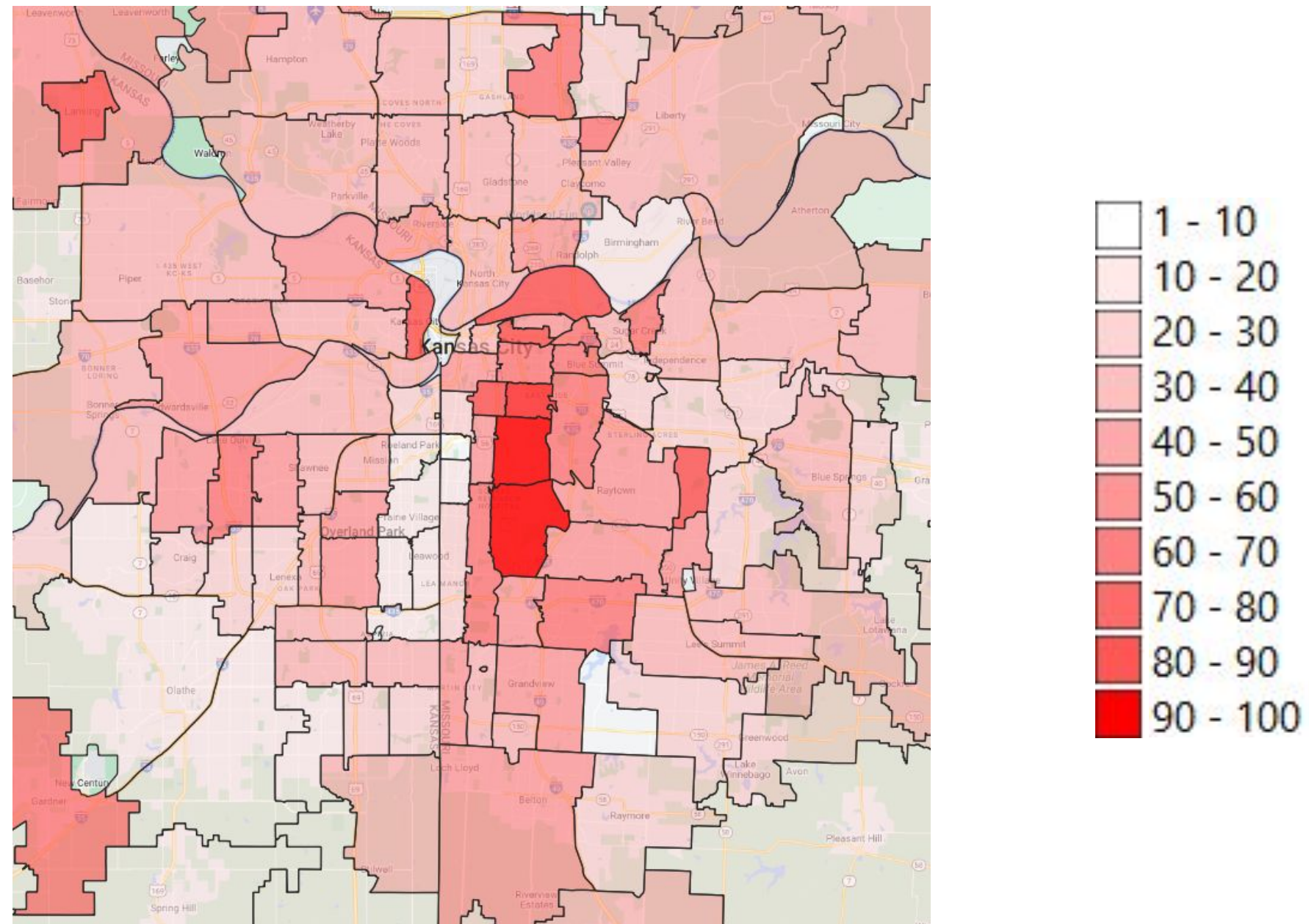




41% of eligible KC households have signed up for ACP

- The east side of the KCMO urban core outperforms the rest of the metro. All 5 of the top ZIPs by enrollment rate are located on the east side.
- Sign-up rates in the top ZIP codes are approximately twice that of the total metro; the most successful ZIP code (64130) has an enrollment rate of 86%. Five more have sign-up rates above 66%, and another seventeen have sign-up rates of 50% or more.

% of Eligible Households Signed Up for ACP (as of 1/1/24)



Source: USAC ACP Enrollment and Claims Tracker; 2021 ACS 5-yr Estimates Subject Table S1701*

* Estimates of the total eligible population are based on the methodology described [here](#).



103,118 households in the KC region have enrolled in ACP

- If each currently enrolled household gets the full \$30/mo benefit, that is almost \$37M/year for low-income KC families living in the KC metro.
- Over the last six months, an average of about 1,640 households a month enroll in the ACP

Number of ACP Sign-Ups Over Past 12 Months by County (as of 2/1/24)

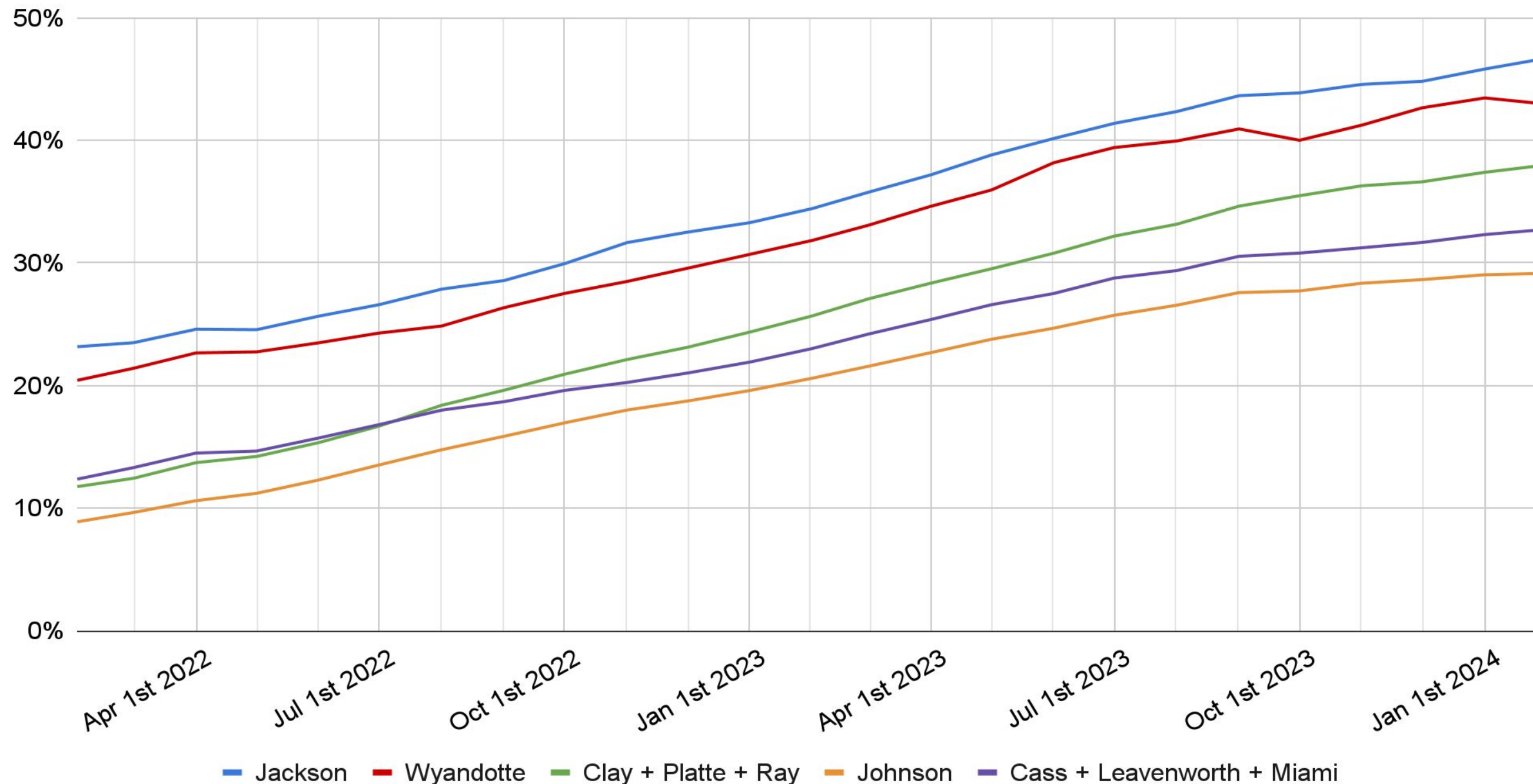
County	Total Eligible Households	ACP Enrollment Totals														
		Feb 1st 2022	...	Feb 1st 2023	Mar 1st 2023	Apr 1st 2023	May 1st 2023	Jun 1st 2023	Jul 1st 2023	Aug 1st 2023	Sep 1st 2023	Oct 1st 2023	Nov 1st 2023	Dec 1st 2023	Jan 1st 2024	Feb 1st 2024
Jackson	117,191	27,154	...	40,360	41,927	43,589	45,486	47,061	48,505	49,632	51,149	51,416	52,230	52,522	53,696	54,745
Johnson	41,924	3,727	...	8,636	9,046	9,513	9,968	10,349	10,790	11,133	11,565	11,621	11,885	12,009	12,174	12,223
Wyandotte	31,462	6,427	...	10,018	10,409	10,895	11,312	12,013	12,401	12,569	12,879	12,588	12,977	13,422	13,674	13,514
Clay	28,007	3,423	...	7,374	7,785	8,177	8,552	8,925	9,315	9,600	9,986	10,254	10,481	10,558	10,791	10,960
Cass	11,261	1,250	...	2,516	2,657	2,770	2,891	2,986	3,133	3,189	3,319	3,360	3,419	3,471	3,566	3,626
Platte	9,504	1,134	...	2,598	2,726	2,832	2,931	3,047	3,201	3,279	3,457	3,523	3,607	3,633	3,679	3,706
Leavenworth	8,176	1,293	...	2,284	2,398	2,530	2,660	2,755	2,862	2,926	3,041	3,058	3,087	3,103	3,139	3,142
Ray	2,962	202	...	423	448	469	468	494	513	543	576	586	603	631	666	715
Miami	2,716	197	...	300	307	325	341	354	379	393	407	407	415	443	454	487
Total	253,204	44,807	...	74,509	77,703	81,100	84,609	87,984	91,099	93,264	96,379	96,813	98,704	99,792	101,839	103,118



Jackson County has the highest enrollment rate in the region (47%)

- Overall, the region has a 41% enrollment rate with Jackson, Wyandotte (43%), and Platte (39%) counties leading.
- Miami (18%), Ray (24%), Johnson (29%), and Cass (32%) counties have the lowest proportion of eligible households in the metro enrolled in ACP.

ACP Sign-Up Rates for KC Metro

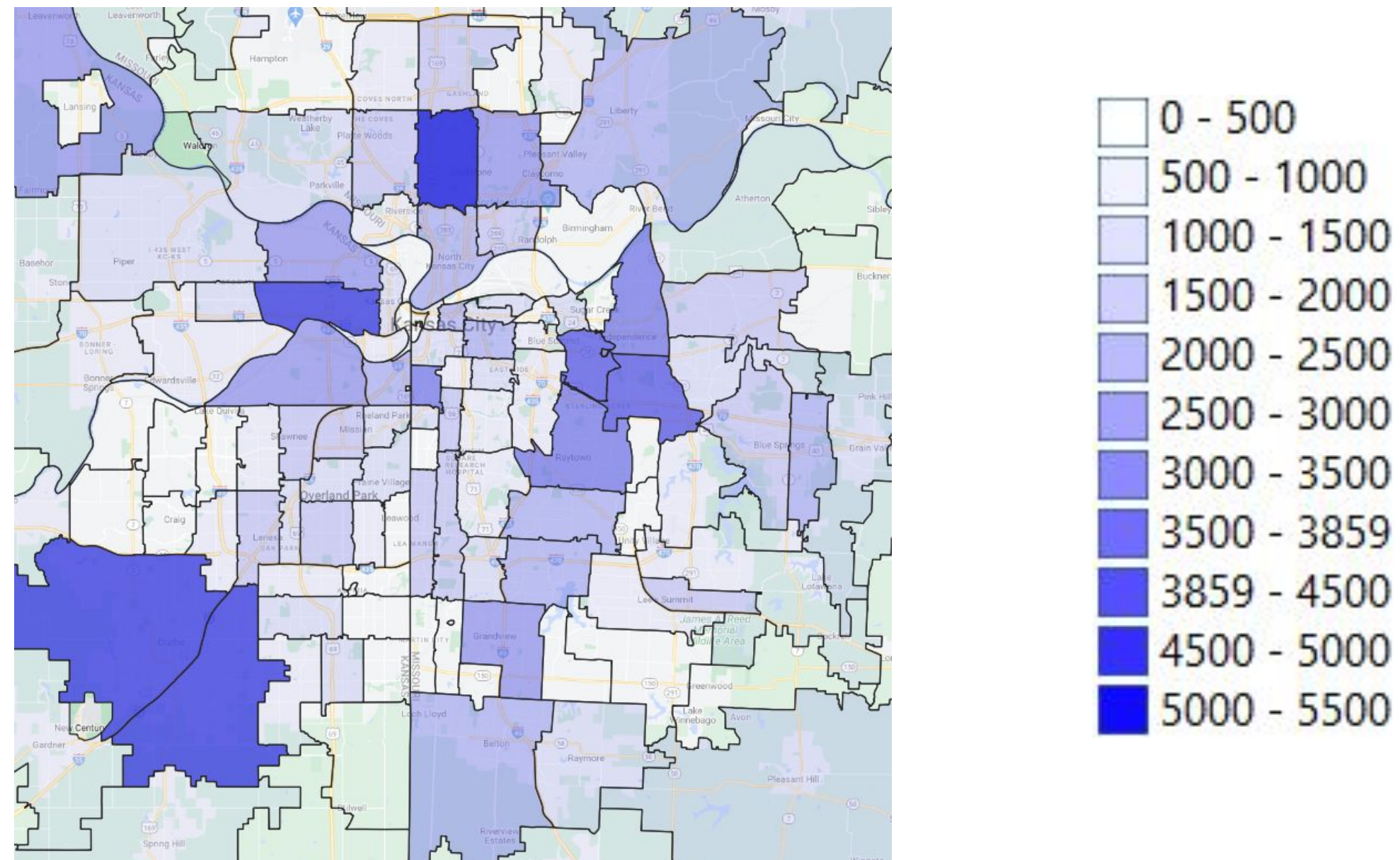




1 in 4 eligible unenrolled households are in 11 ZIP codes

- 66102, 64118, 66061, 66062, 64055, 64050, 64133, 64119, 64052, 64111, and 66104 account for 25% of eligible, unenrolled households
- There are an estimated 40,700 eligible, unenrolled households in these 11 ZIP codes and about 160,000 metro-wide.
- Eastern KCMO has seen greater success signing up eligible households, while NE KCK, eastern Jackson County, the Northland and Olathe show the greatest room for growth.

Number of ACP-Eligible Households Not Signed Up (as of 2/1/24)



Source: USAC ACP Enrollment and Claims Tracker; 2021 ACS 5-yr Estimates Subject Table S1701

* Estimates of the total eligible population are based on the methodology described [here](#).



ACTIVITY SNAPSHOT






Enrollment & Outreach Activities

KC Digital Drive has been promoting ACP since its launch in 2021 (formerly the Emergency Broadband Benefit Program).

As no new ACP applications are now being accepted by the FCC, KC Digital Drive has shifted to supporting the ACP wind-down process

- KC Digital Drive participated in eight community events by providing information about the ACP, how households should prepare for the end of the subsidy program, and giving advice about other low-cost internet options or cost-saving strategies to assist families who will continue to need assistance after the ACP comes to an end.





Activity & Outreach Data

Outreach Type	Q2 2022	Q3 2022	Q4 2022	Q1 2023	Q2 2023	Q3 2023	Q4 2023	Q1 2024
Tabling events with partner org	7	2	2	1	10	31	26	11 (+7)
Community partner meetings attended and info sharing	5	4	1	2	3	3	2	0
Organizations receiving ACP outreach materials	4	1	26	11	4	28	9 (+4)	9 (+6)
Individuals engaged at events	170	42	35	10	144	1713	537	125 (+95)
Individuals engaged through partner outreach	-	-	-	-	-	-	1,507	0
On-site ACP sign-ups held	1	2	0	1	10	33	4	5
ACP sign-up trainings held	0	0	1	0	1	4	4 (+1)	0
ACP coaches trained	0	0	21	0	6	38	41 (+9)	0



What's Next

- The ACP is now closed for new enrollments.
- Existing ACP beneficiaries will continue to receive benefits through the program's conclusion, expected at the end of April 2024. These individuals will need to make arrangements with their ISP to continue paying their monthly bill once the ACP expires.
- Individuals who will struggle to afford internet after the ACP ends should consider other potential options for reduced-cost internet, including ISPs' [low-cost internet plans](#). If you have questions about how to assist your clients with transitioning out of the ACP, please contact Leslie Scott at lscott@kcdigitaldrive.org or call 816.612.1132.

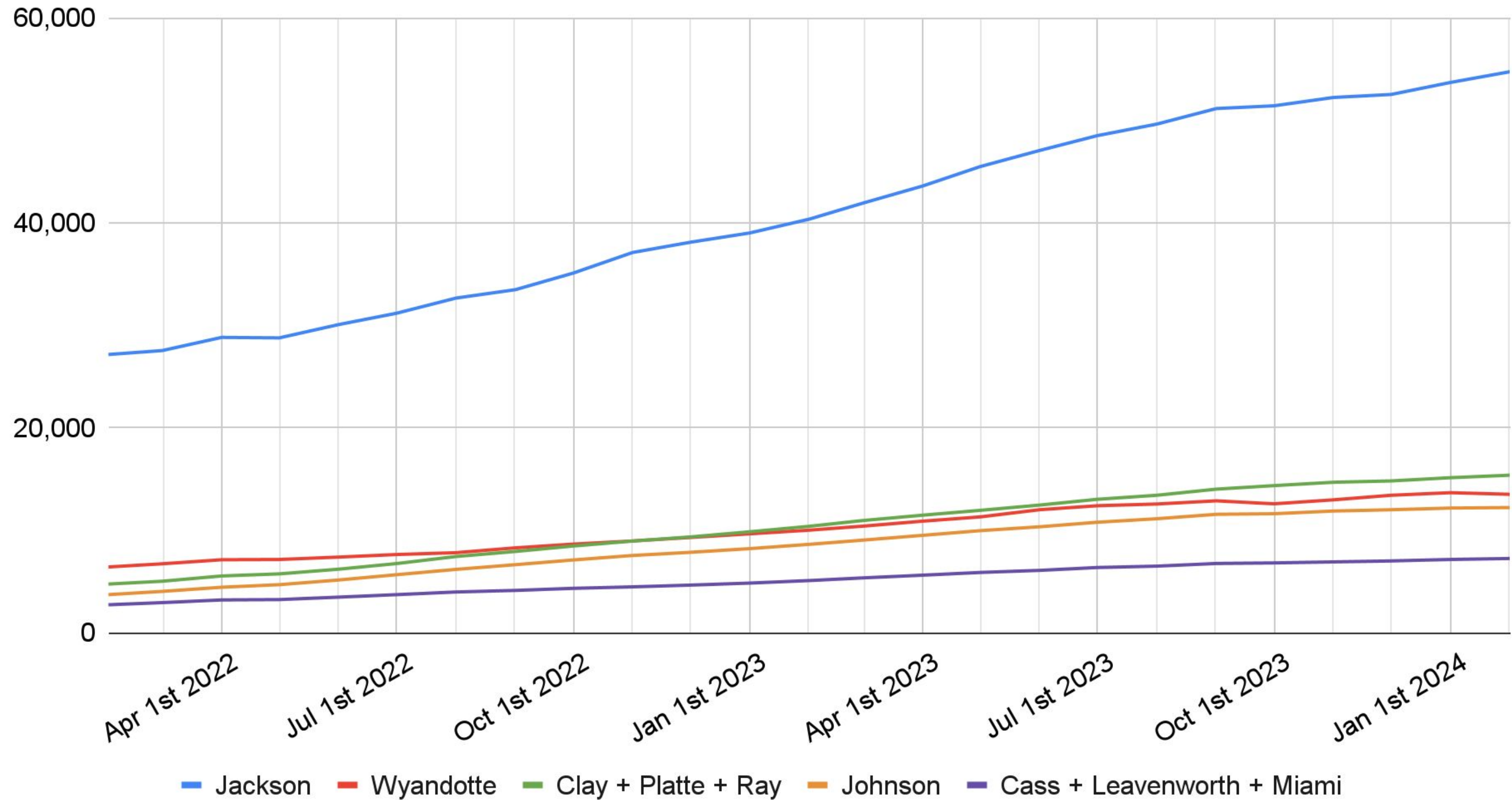


APPENDIX



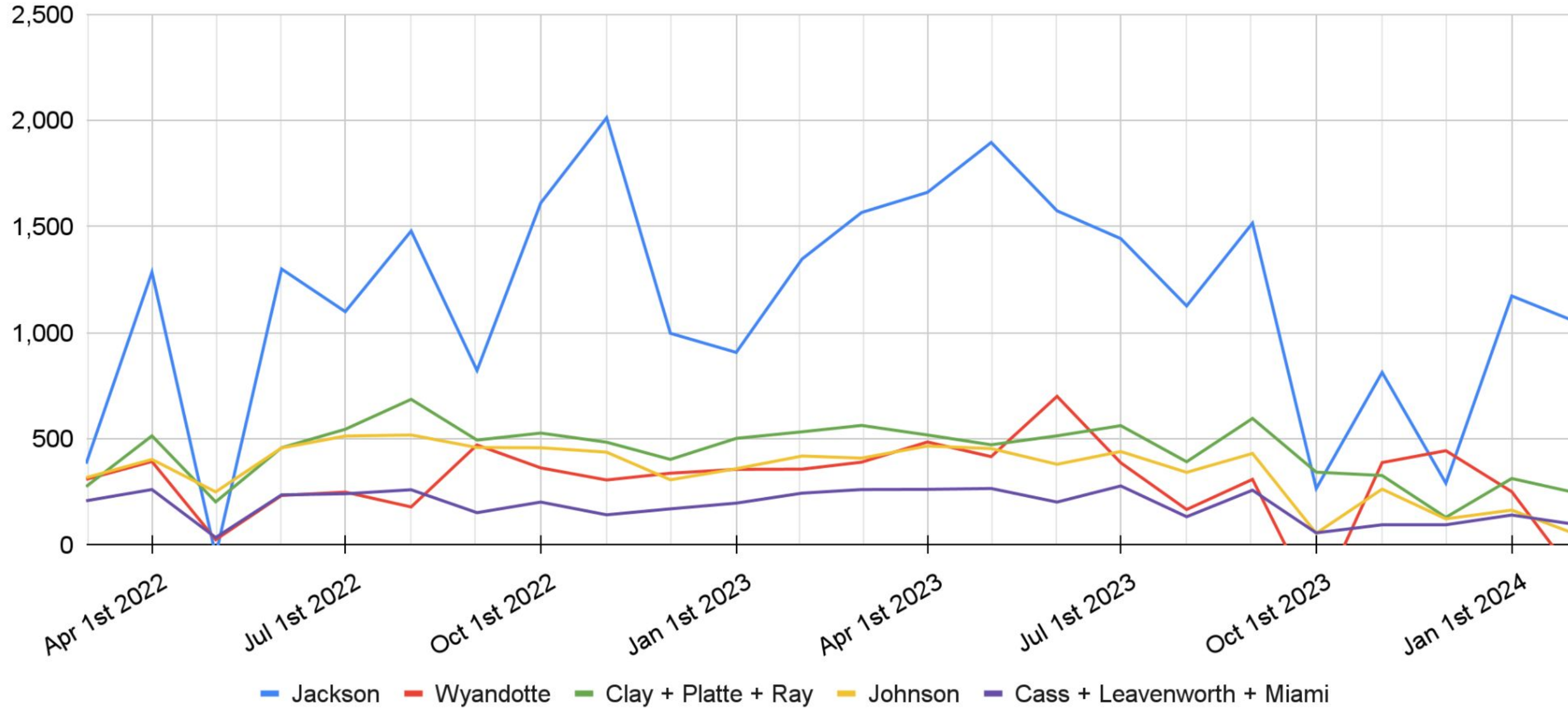


ACP Enrollment Totals for KC Metro





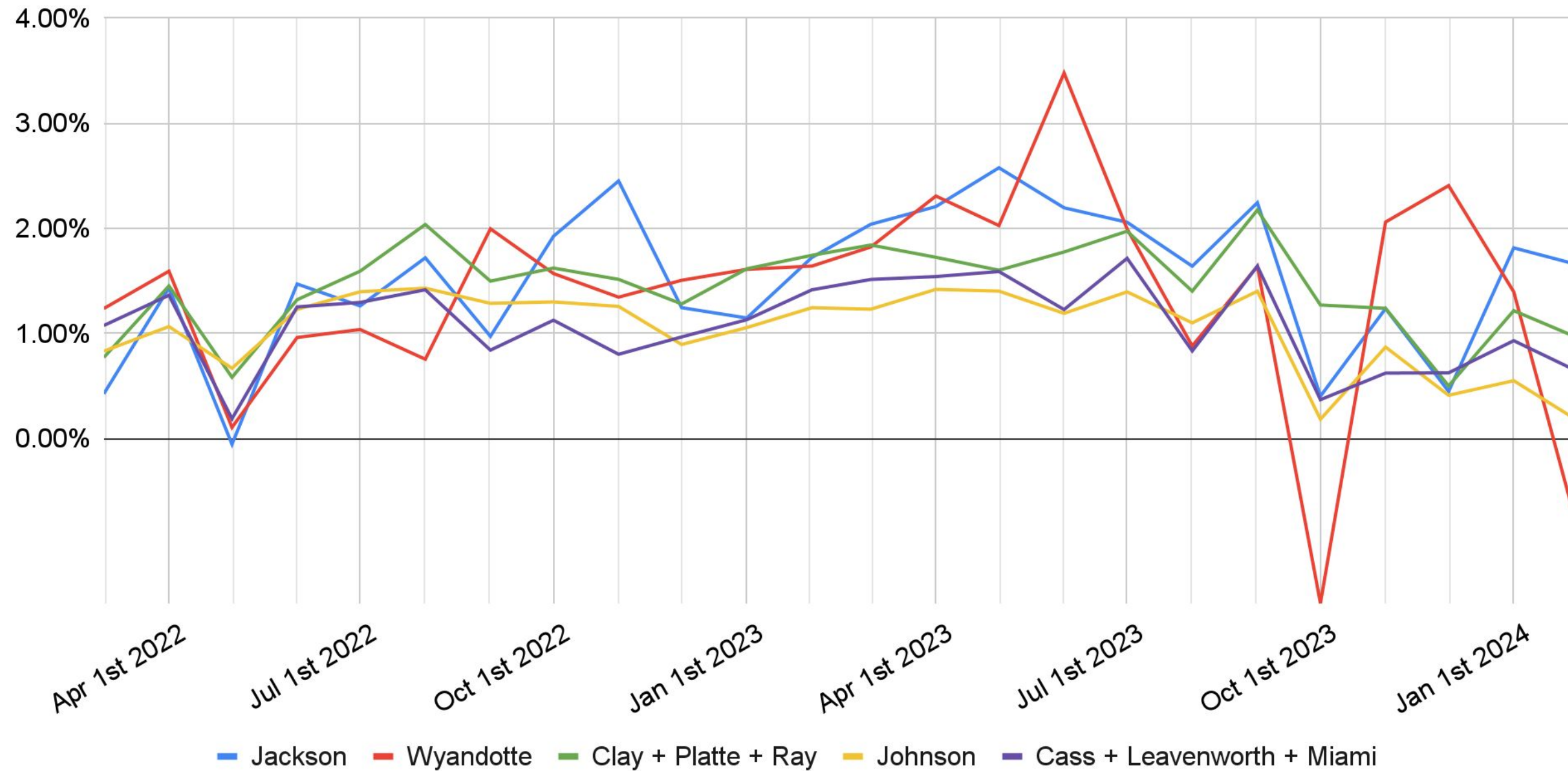
Net New ACP Enrollments Per Month



*At the end of March 2022, the transition period for switching EBB enrollees to the ACP came to an end, and EBB enrollees who did not take action to continue the program were removed. This made the net growth in enrollments between Apr 1 2022 and May 1 2022 much smaller than other months, and in some jurisdictions resulted in net losses for total enrolled households.



Net New ACP Enrollments Per Month as a % of Total Eligible, Unenrolled Population



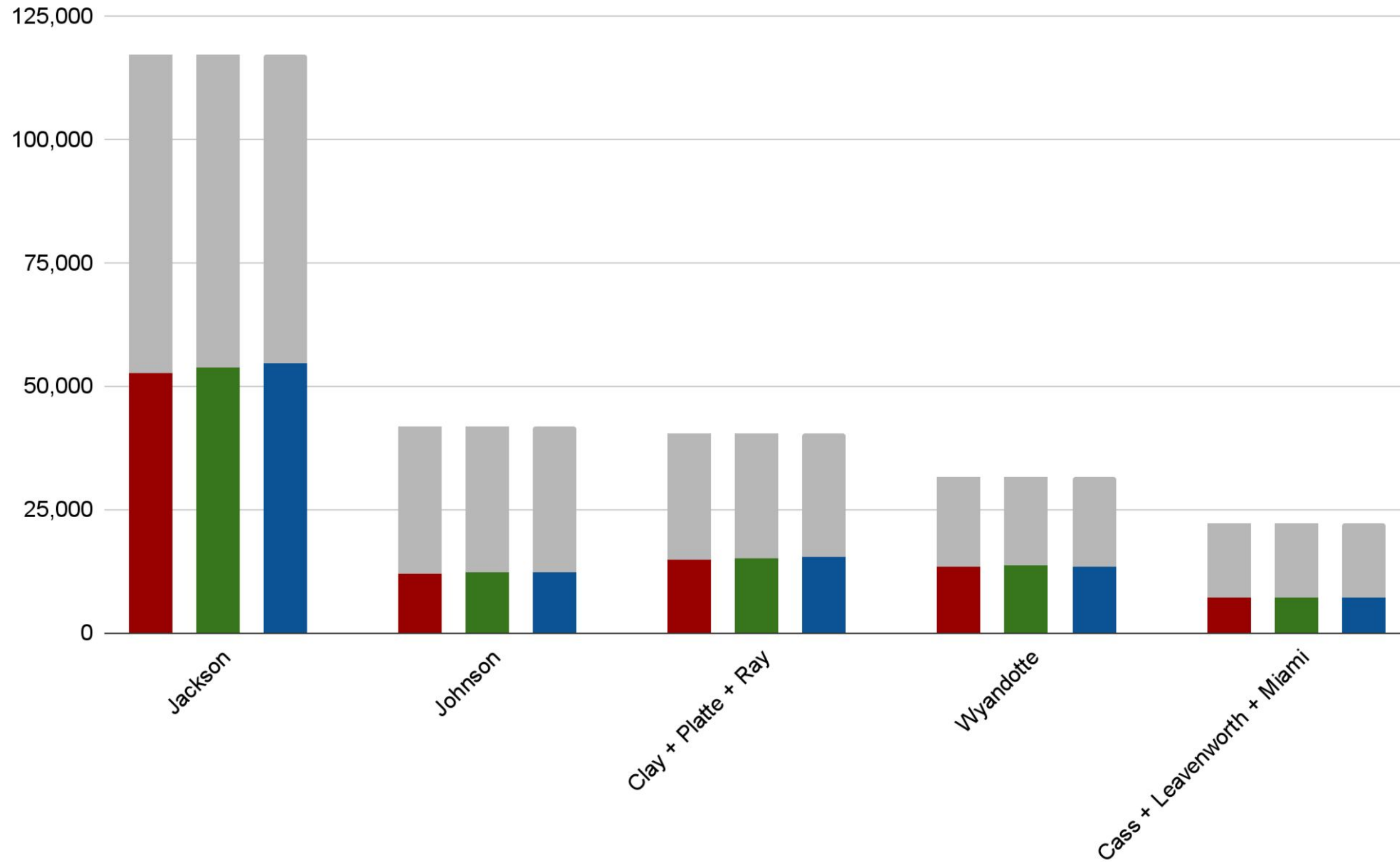
* At the end of March 2022, the transition period for switching EBB enrollees to the ACP came to an end, and EBB enrollees who did not take action to continue the program were removed. This made the net growth in enrollments between Apr 1 2022 and May 1 2022 much smaller than other months, and in some jurisdictions resulted in net losses for total enrolled households.



Households Enrolled in ACP

(Dec 1st through Feb 1st)

GREATER KANSAS CITY ACP REPORT | FEB 2024



Dec 1 2023

Jan 1 2023

Feb 1 2024

Total Eligible HHs

MAKING KANSAS CITY A DIGITAL LEADER SINCE 2012

KC Digital Drive is a non-profit civic organization whose mission is to make Kansas City a digital leader and to secure our economic prosperity and improve the quality of life for all people in the region.



GREATER KANSAS CITY ACP REPORT | FEB 2024

Published 3/28/2024

Contact Us

111 W 10th St

Kansas City, MO 64105

kcdigitaldrive.org

info@kcdigitaldrive.org

